

HHPC P series | Axial piston pump C-A control type

Type C-A

2-pressure, 2-flow rate control type

P	16	-	C	1	-	A	3	-	F	-	R	-	(S)	-	01
---	----	---	---	---	---	---	---	---	---	---	---	---	-----	---	----

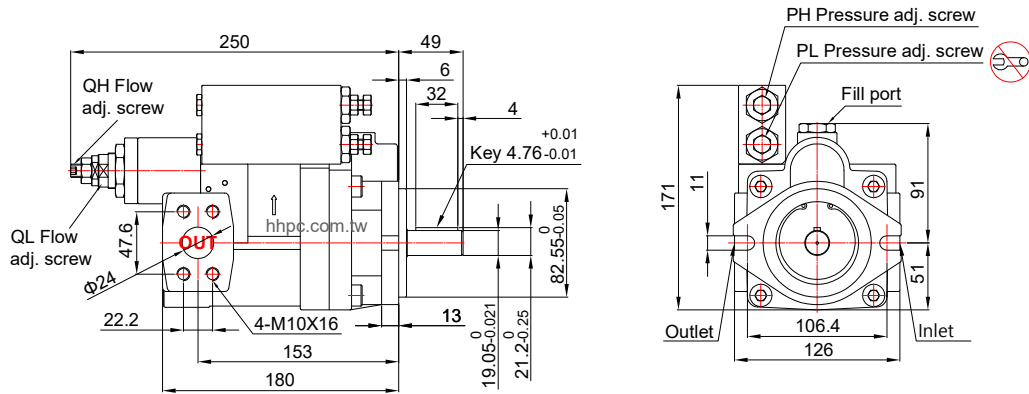
*High flow side pressure

0:15-45 bar (P16-P46)
1:20-75 bar (P16-P100)
2:25-145 bar (P16-P100)

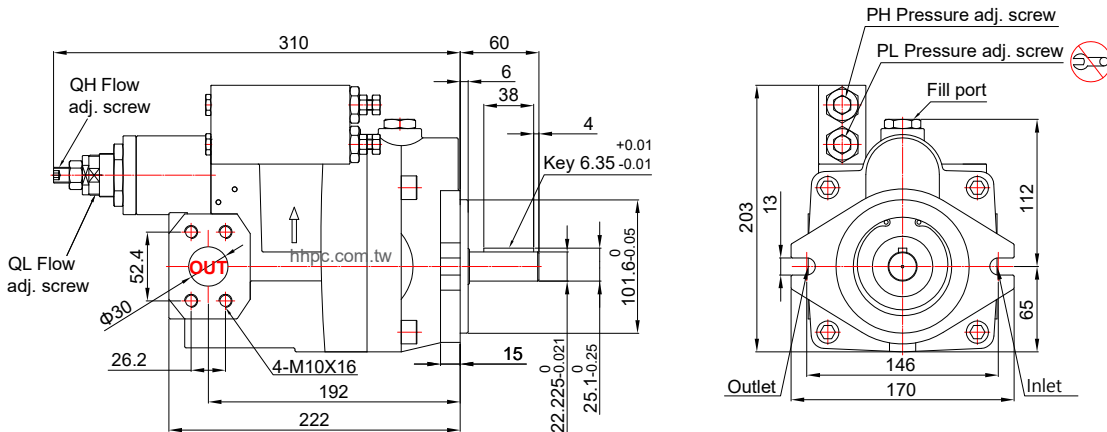
*Low flow side pressure

2:25-145 bar (P16-P100)
3:30-215 bar (P16-P100)
4:30-280 bar (P70-P100)

P16/22-C*-A*-F-R-TYPE



P36/46-C*-A*-F-R-TYPE



P series | Axial piston pump C-A control type **HHPC**

2-pressure, 2-flow rate control type

Type C-A

P	16	-	C	1	-	A	3	-	F	-	R	-	(S)	-	01
---	----	---	---	---	---	---	---	---	---	---	---	---	-----	---	----

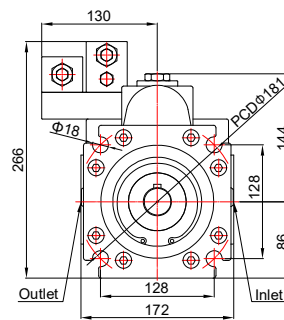
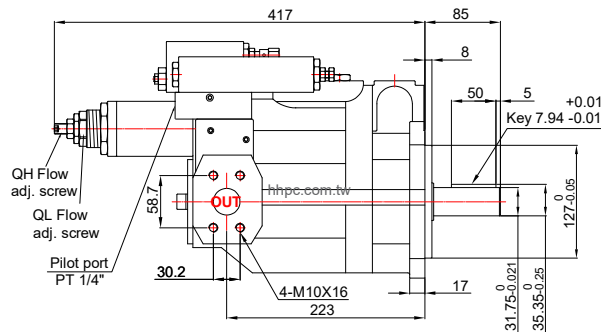
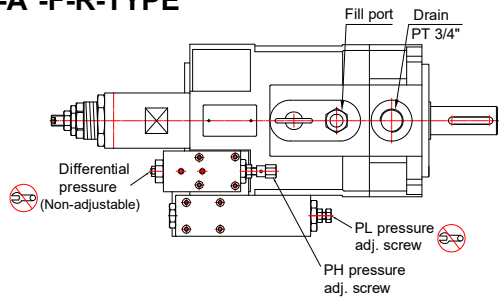
***High flow side pressure**

- 0:15-45 bar (P16-P46)
- 1:20-75 bar (P16-P100)
- 2:25-145 bar (P16-P100)

***Low flow side pressure**

- 2:25-145 bar (P16-P100)
- 3:30-215 bar (P16-P100)
- 4:30-280 bar (P70-P100)

P70-C*-A*-F-R-TYPE



P100-C*-A*-F-R-TYPE

