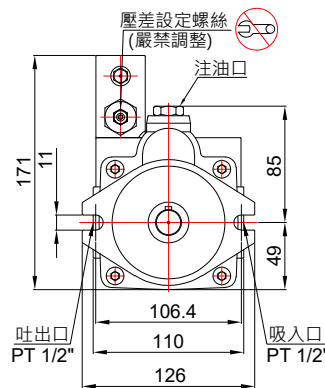
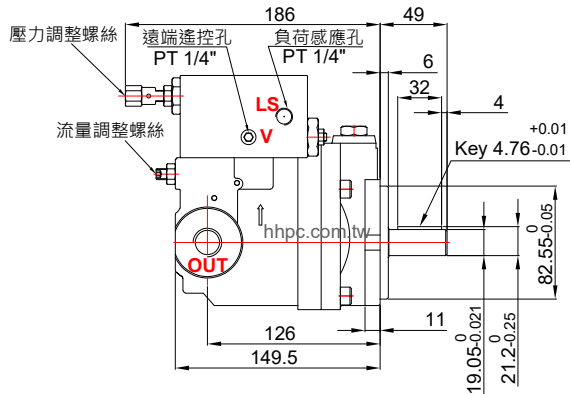


Type HL 負荷感應控制型

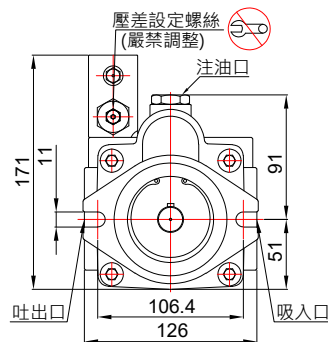
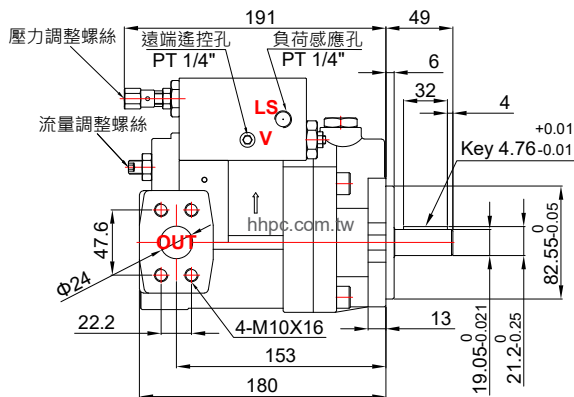
P	16	-	HL	3	-	ED*	-	F	-	R	-	(S)	-	01
---	----	---	----	---	---	-----	---	---	---	---	---	-----	---	----

- *壓力**
- 1:20-75 bar(P08-P100)
 - 2:25-145 bar(P08-P100)
 - 3:30-215 bar(P08-P100)
 - 4:30-280 bar(P70-P100)

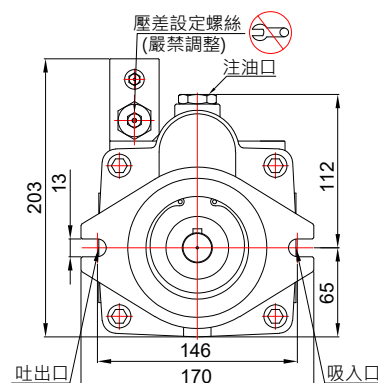
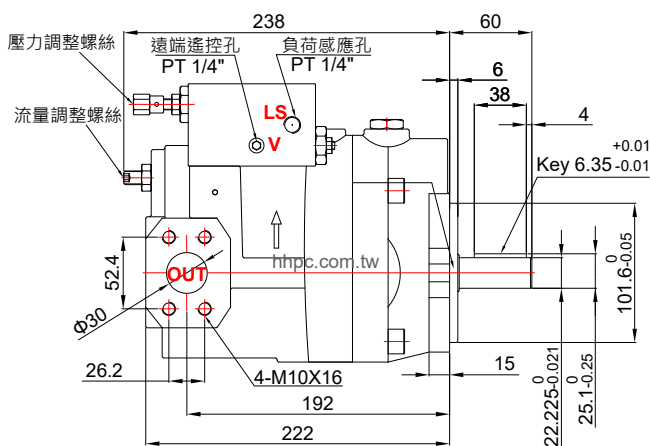
P08/10/13-HL*-F-R-TYPE



P16/22-HL*-F-R-TYPE



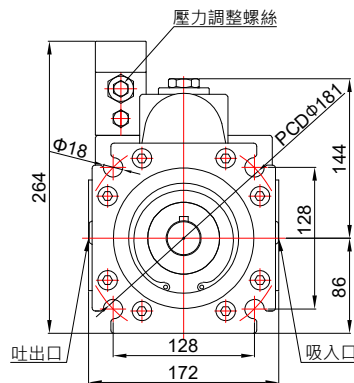
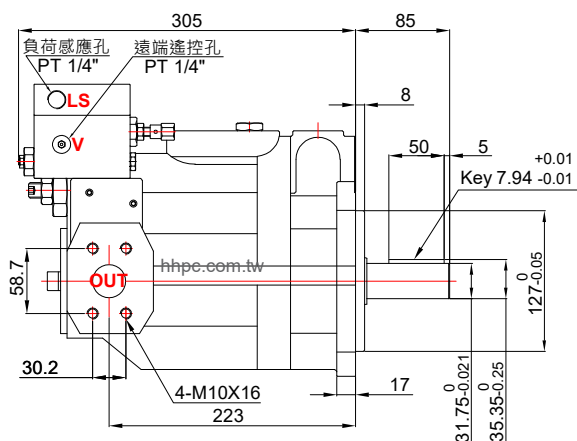
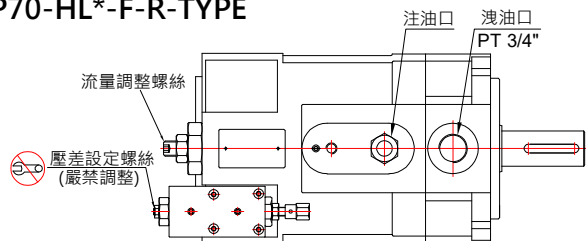
P36/46-HL*-F-R-TYPE



負荷感應控制型 **Type HL**

P	16	-	HL	3	-	ED*	-	F	-	R	-	(S)	-	01
---	----	---	----	---	---	-----	---	---	---	---	---	-----	---	----

P70-HL*-F-R-TYPE



P100-HL*-F-R-TYPE

