

# HHPC P系列 | 變量柱塞泵浦

## CL-H型

### Type CL-H

電磁控制兩壓兩流型

P	16	-	CL	1	-	H	3	-	F	-	R	-	(S)	-	01
---	----	---	----	---	---	---	---	---	---	---	---	---	-----	---	----

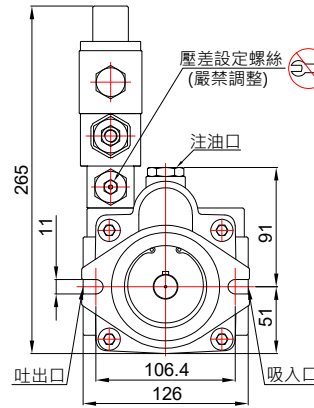
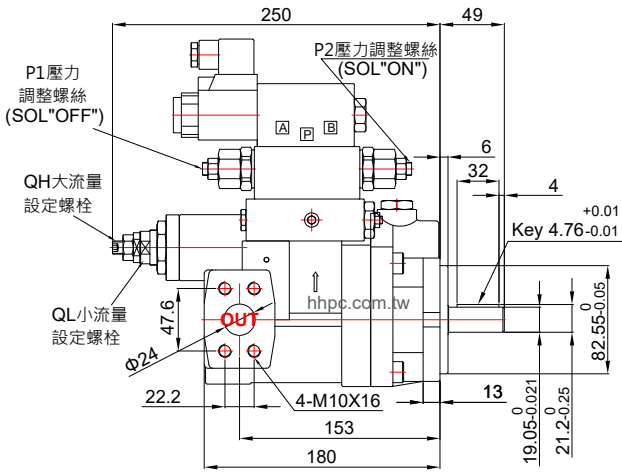
\*低壓側壓力

1:20-75 bar (P16-P100)  
2:25-145 bar (P16-P100)

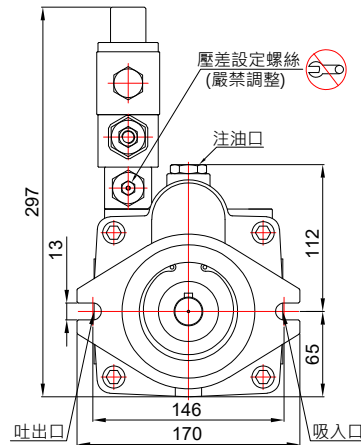
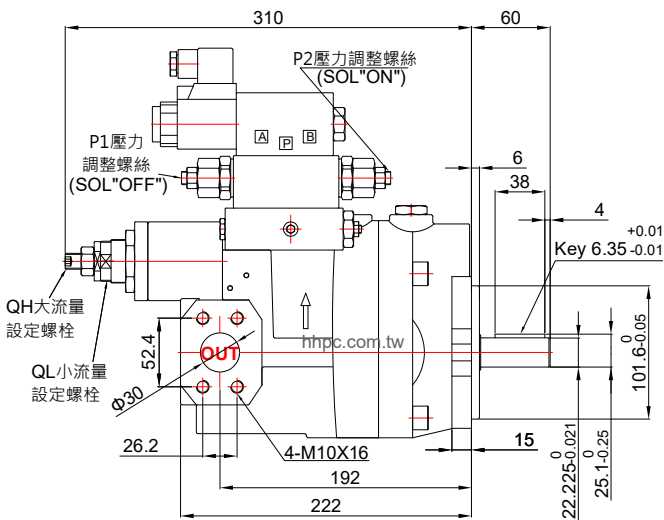
\*高壓側壓力

2:25-145 bar (P16-P100)  
3:30-215 bar (P16-P100)

### P16/22-CL\*-H\*-F-R-TYPE



### P36/46-CL\*-H\*-F-R-TYPE



# P系列 | 變量柱塞泵浦 HPC

## CL-H型

電磁控制兩壓兩流型

Type CL-H

P	16	-	CL	1	-	H	3	-	F	-	R	-	(S)	-	01
---	----	---	----	---	---	---	---	---	---	---	---	---	-----	---	----

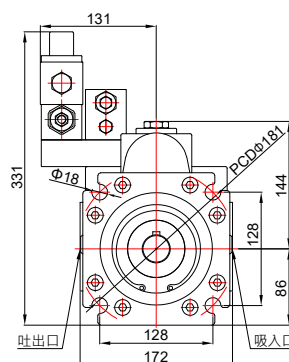
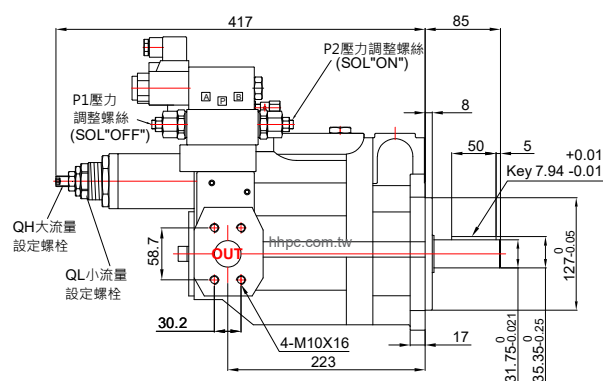
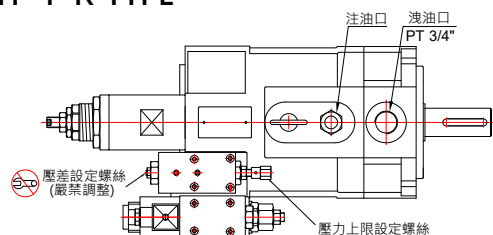
\*低壓側壓力

1:20-75 bar (P16-P100)  
2:25-145 bar (P16-P100)

\*高壓側壓力

2:25-145 bar (P16-P100)  
3:30-215 bar (P16-P100)

### P70-CL\*-H\*-F-R-TYPE



### P100-CL\*-H\*-F-R-TYPE

