

### Type C-E

兩壓兩流附電磁兩段壓控制型

P	16	-	C	1	-	E	3	-	F	-	R	-	(S)	-	01
---	----	---	---	---	---	---	---	---	---	---	---	---	-----	---	----

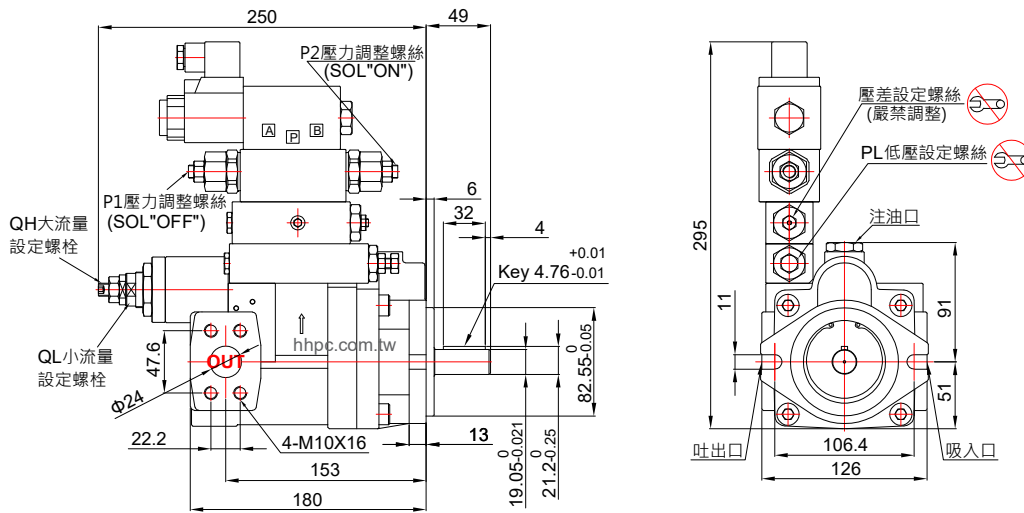
\*低壓側壓力

0:15-45 bar (P16-P46)  
 1:20-75 bar (P16-P100)  
 2:25-145 bar (P16-P100)

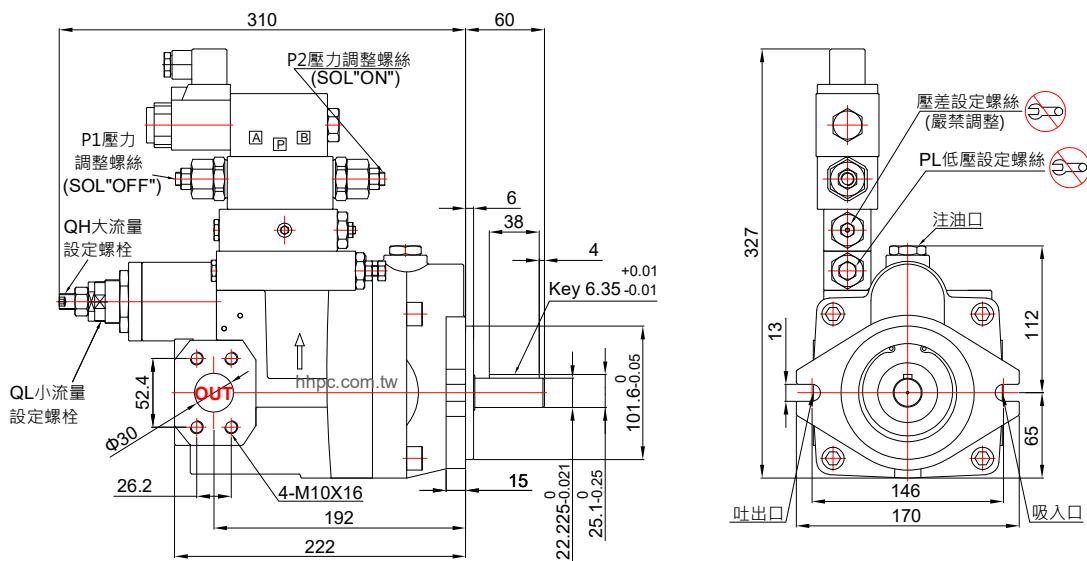
\*高壓側壓力

2:25-145 bar (P16-P100)  
 3:30-215 bar (P16-P100)

#### P16/22-C\*-E\*-F-R-TYPE



#### P36/46-C\*-E\*-F-R-TYPE



兩壓兩流附電磁兩段壓控制型

Type C-E

P	16	-	C	1	-	E	3	-	F	-	R	-	(S)	-	01
---	----	---	---	---	---	---	---	---	---	---	---	---	-----	---	----

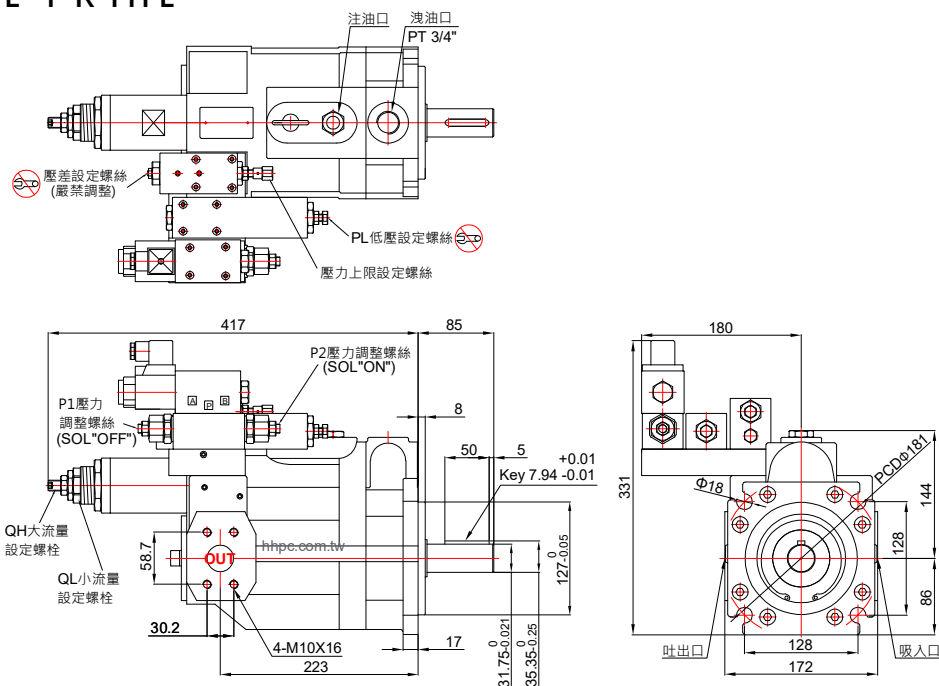
\*低壓側壓力

0:15-45 bar (P16-P46)  
 1:20-75 bar (P16-P100)  
 2:25-145 bar (P16-P100)

\*高壓側壓力

2:25-145 bar (P16-P100)  
 3:30-215 bar (P16-P100)

### P70-C\*-E\*-F-R-TYPE



### P100-C\*-E\*-F-R-TYPE

